


Jak jsme na tom v mezinárodních žebříčkách univerzit?

Jedeme z kopce!

Michael Šebek



WE ALL LOOK THE SAME
IN THE DARK

However ?



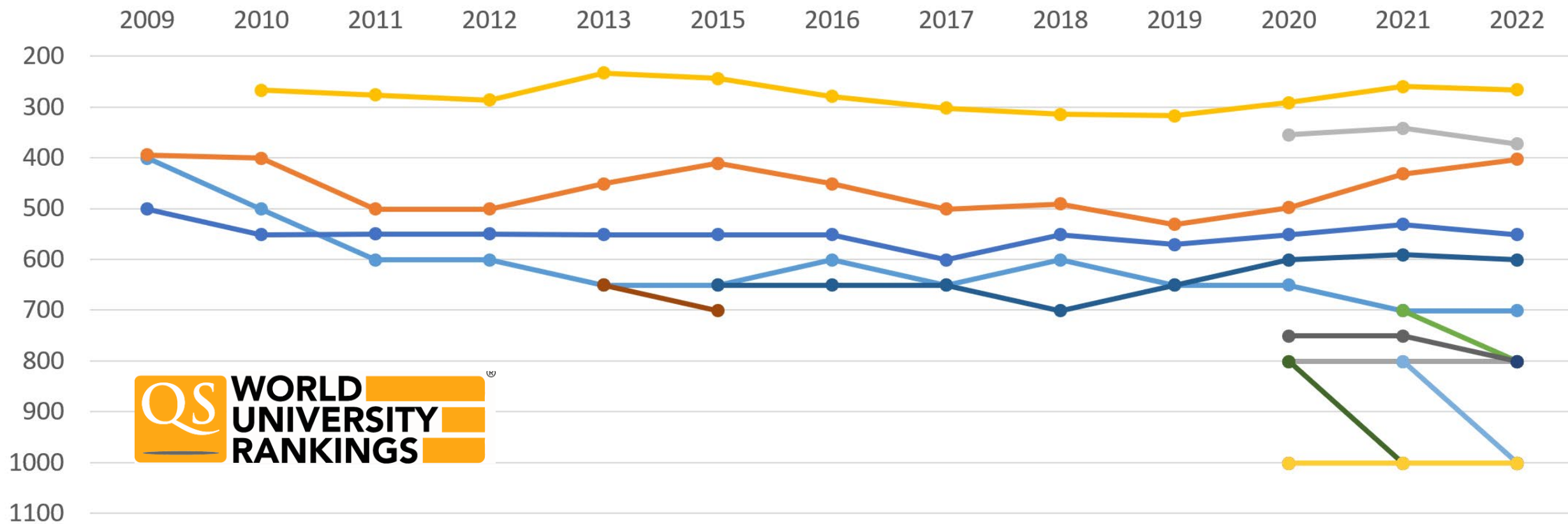
Tohle je část mé prezentace o hodnocení univerzit a vědy na konferenci [VšeVěd 2021](#).

Každému žebříčku věnuji dvě strany: stručný popis metodiky a graf průběžného umístění našich škol. U většiny pozic jde o pořadí dělené (např. 801 až 900) a já pak v grafu uvádím vždy to nejlepší možné.

Přesné pořadí je pak většinou ještě horší než ukazuje graf.

Další podrobnosti najdete na webech jednotlivých žebříčků. Na ně dostanete např. kliknutím na příslušné logo výše.

Criterion	Indicator	
Academic Peer Review	1. Composite score drawn from peer review survey (which is divided into five subject).	40 %
Employer review	2. Score based on responses to employer survey. Respondents were asked which universities had the best qualified graduates.	10 %
Citations per Faculty	3. Citation rate per staff member according to <i>Thomson Scientific (2004-2006)</i> or <i>Scopus (2007-2011)</i> databases.	20 %
Faculty Student Ratio	4. Number of students per teacher as an indicator of the conditions of education.	20 %
International Students	5. Number of foreign students enrolled in the university.	5 %
International Faculty	6. Number of foreign researchers and professors employed by the university.	5 %

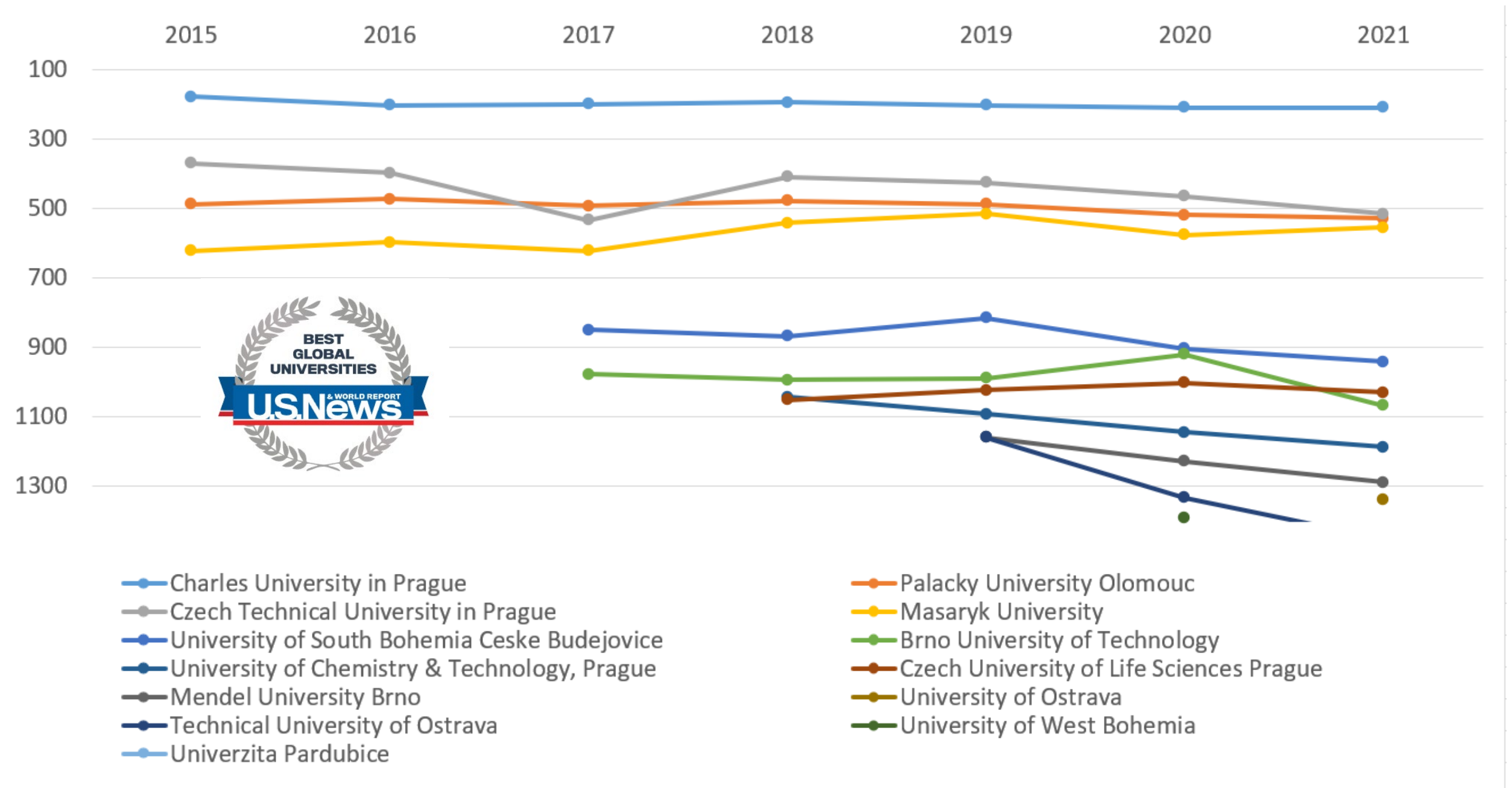


Brno University of Technology
 Czech University of Life Sciences Prague
 Masaryk University
 Palacky University
 Technical University of Liberec
 University of Hradec Králové
 University of Pardubice
 University of Chemistry and Technology - Prague

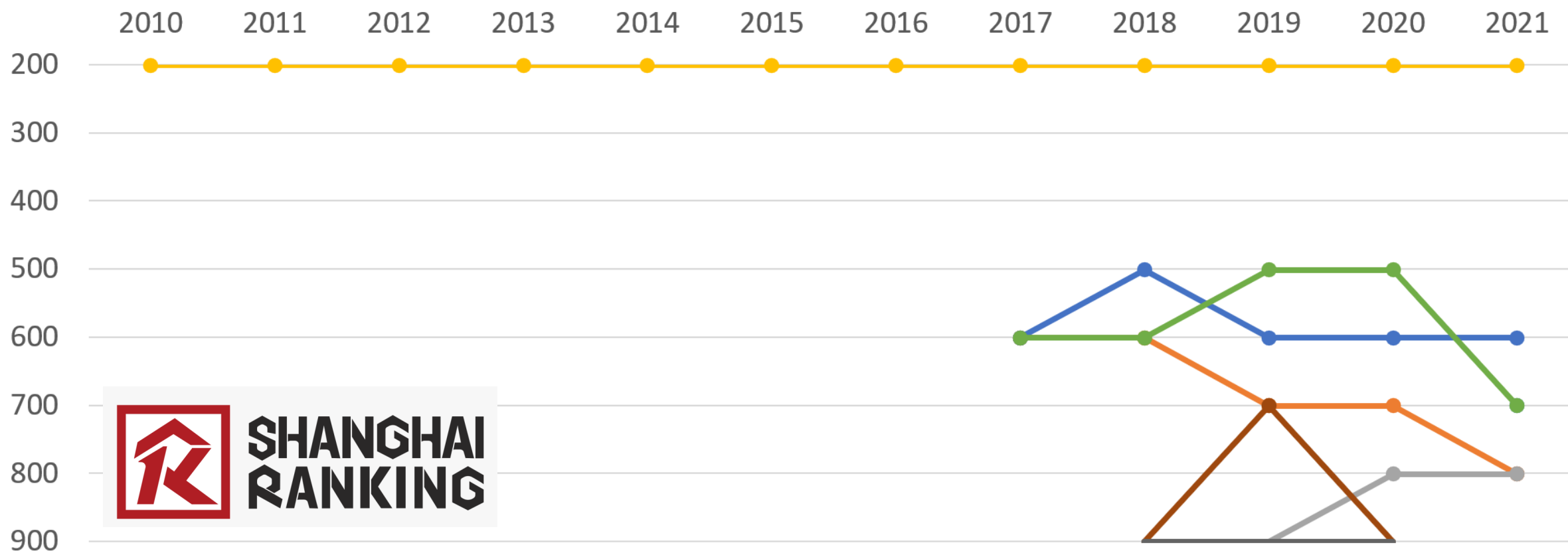
Czech Technical University of Prague
 Charles University Prague
 Mendel University of Agriculture and Forestry
 Prague University of Economics
 Tomas Bata University in Zlin
 University of Ostrava
 University of West Bohemia
 VSB - Technical University of Ostrava

RANKING INDICATOR	WEIGHT
Global research reputation (Clarivate's Academic Reputation Survey)	12.5%
Regional research reputation (Clarivate's Academic Reputation Survey)	12.5%
Publications (the total number of WoS papers – reviews, articles and notes)	10%
Books (the total number of)	2.5%
Conferences (the total number of WoS conference papers)	2.5%
Normalized citation impact (podle WoS , na obor)	10%
Total citations (WoS)	7.5%
Number of publications that are among the 10% most cited	12.5%
Percentage of total publications that are among the 10% most cited	10%
International collaboration – relative to country	5%
International collaboration	5%
No. of highly cited papers among the top 1% most cited in their respective field	5%
Percentage of total publications among the top 1% most highly cited papers	5%





Criterion	Indicators	Weight
Quality of education	Number of alumni who earned a Nobel Prize or a Fields Medal in mathematics.	10 %
Quality of staff	Number of researchers who earned a Nobel Prize in physics, chemistry, medicine or economics and/or the Fields Medal in mathematics	20 %
	Number of highly cited researchers in the fields of life science, medicine, physics, engineering and social sciences.	20 %
Research Output	Number of articles published in Nature and Science.	20 %
	Number of articles listed in Thompson Scientific's <i>Science Citation Index Expanded</i> and its <i>Social Sciences Citation Index</i> . Added to the article count in 2006, listings in <i>Social Sciences Citation Index</i> the count double.	20 %
Size of the institution	The weighted score of the above five indicators divided by the number of full-time equivalent academic staff. If the number of academic staff for institutions of a country cannot be obtained, the weighted scores of the above five indicators is used.	



- Brno University of Technology
- Czech University of Life Sciences Prague
- Masaryk University
- Technical University of Ostrava
- University of South Bohemia

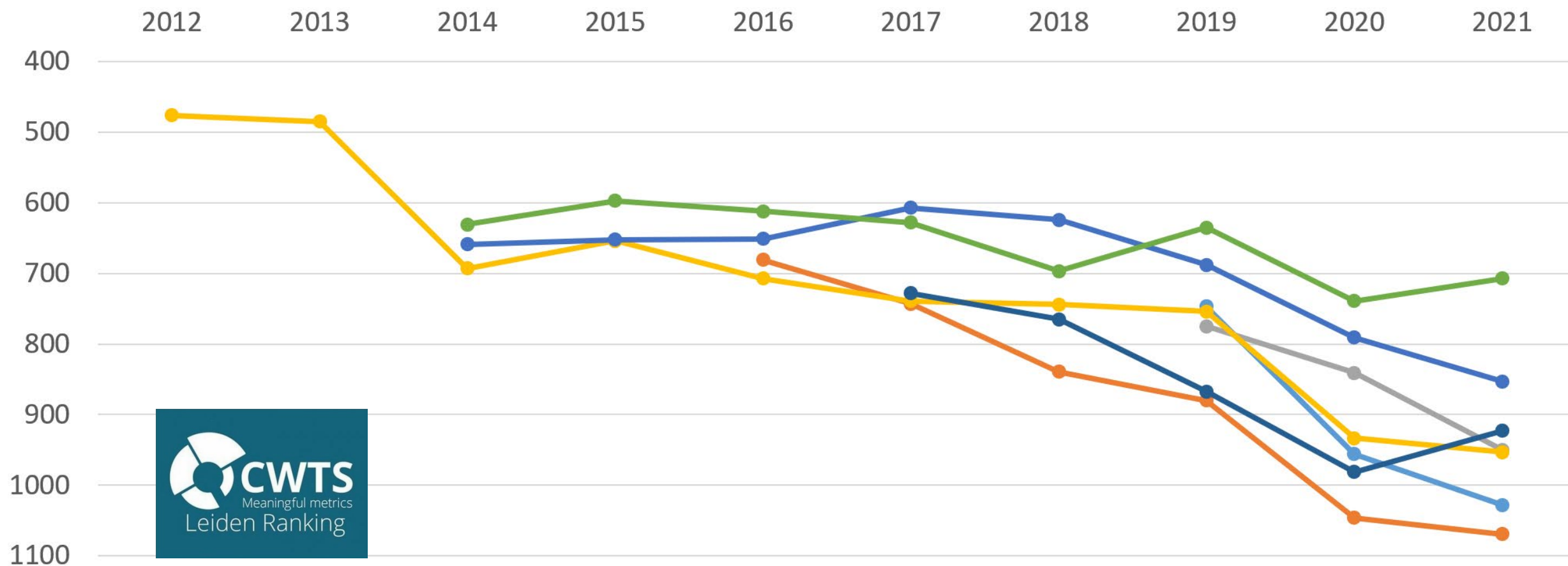
- Czech Technical University of Prague
- Charles University Prague
- Palacky University
- University of Chemistry and Technology - Prague



Různé možnosti řazení, zde uvedeno jen

„PP top 10%“

= proportion of top (most cited) 10% publications



— Brno University of Technology

— Czech University of Life Sciences Prague

— Masaryk University

— University of Chemistry and Technology - Prague

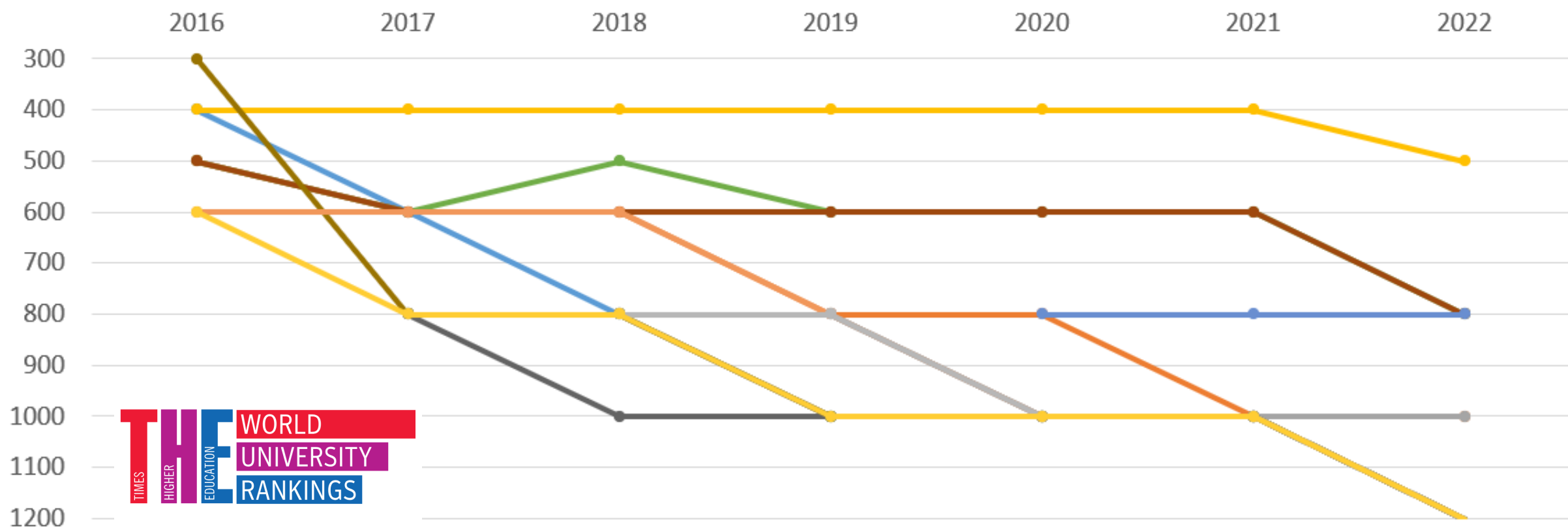
— Czech Technical University of Prague

— Charles University Prague

— Palacky University

Criterion	Indicator	Weight
Citations – research influence	1 - Citations impact (normalized average citations per paper) (Database: Thomson Reuter’s Web of Science)	30%
Teaching - the learning environment	1 - Income per academic 2 - Reputational survey – teaching 3 - PhD awards per academic 4 - PhD awards / bachelor’s awards 5 - Undergraduates admitted per academic	30%
Research – volume, income and reputation	1- Papers academic and research staff 2 - Research income (scaled) 3 - Reputation survey – research	30%
International mix – staff and students	1 - Ratio of international to domestic students 2 - Ratio of international to domestic staff 3 - Proportion of internat. co-authored research papers	7.5%
Industry income - innovation	1 - Research income from industry (per academic staff)	2.5%





- Brno University of Technology
- Czech University of Life Sciences Prague
- Jan Evangelista Purkyně University
- Mendel University in Brno
- Technical University of Liberec
- Tomas Bata University in Zlin
- University of Hradec Králové
- University of Ostrava
- University of South Bohemia
- Czech Technical University of Prague
- Charles University Prague
- Masaryk University
- Palacky University
- Technical University of Ostrava
- University of Economics, Prague
- University of Chemistry and Technology - Prague
- University of Pardubice



CWUR uses seven objective and robust indicators grouped into four areas to rank the world's universities:

1. **Quality of Education**, measured by the number of a university's alumni who have won major academic distinctions relative to the university's size (25%)
2. **Alumni Employment**, measured by the number of a university's alumni who have held top executive positions at the world's largest companies relative to the university's size (25%)
3. **Quality of Faculty**, measured by the number of faculty members who have won major academic distinctions (10%)
4. **Research Performance:**
 - i. Research Output, measured by the total number of research papers (10%)
 - ii. High-Quality Publications, measured by the number of research papers appearing in top-tier journals (10%)
 - iii. Influence, measured by the number of research papers appearing in highly-influential journals (10%)
 - iv. Citations, measured by the number of highly-cited research papers (10%)

World Rank	Institution	Country	National Rank	Quality of Education Rank	Alumni Employment Rank	Quality of Faculty Rank	Research Performance Rank	Score
233	Charles University in Prague	Czech Republic	1	325	1278	-	173	77.9
572	Palacký University Olomouc	Czech Republic	2	-	-	-	535	73.4
587	Masaryk University	Czech Republic	3	-	-	-	549	73.3
594	Czech Technical University in Prague	Czech Republic	4	391	-	-	558	73.2
1052	University of South Bohemia	Czech Republic	5	-	-	-	1008	69.9
1116	University of Chemistry and Technology, Prague	Czech Republic	6	-	-	-	1065	69.6
1257	Czech University of Life Sciences Prague	Czech Republic	7	-	-	-	1192	68.8
1298	Brno University of Technology	Czech Republic	8	-	-	-	1235	68.6
1724	Mendel University in Brno	Czech Republic	9	-	-	-	1651	66.8
1880	University of Ostrava	Czech Republic	10	-	-	-	1803	66.2
1883	Technical University of Ostrava	Czech Republic	11	-	643	-	1850	66.2
1902	University of West Bohemia	Czech Republic	12	-	-	-	1825	66.1

Chce to někdo vědět?

Školy, senáty, akademici ?

Konference rektorů ??

MŠMT ???

Firmy ????

RVVI ?????

Vláda, politici, voliči ??????



Il y a CHIMPANZÉ _____





**KEEP
CALM
AND
Protect
Your Interests**